

I Love to Make Quilts.com

A site for Passionate Quilters
Hosted by Pat Sloan

Churn Dash Love

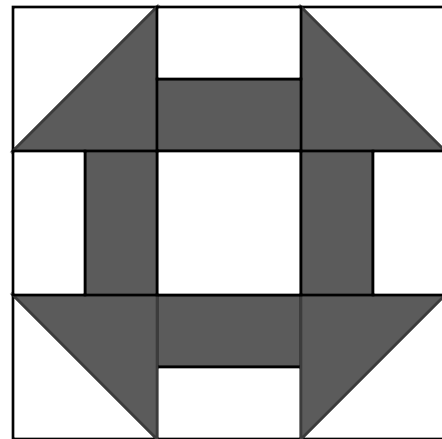
by Pat Sloan At Ilovetomakequilts.com

Do you have a block that forever holds your heart?

A go to block that when you need something to just SEW... that is what you use? I've always loved the Churn Dash and it's simplicity. Change up the colors for Different looks!

My simple little bonus block series are both pieced & appliqued blocks.. A way to make little 6" blocks and have fun!

Please join my online group at Facebook 'Quilt Along with Pat Sloan'



Block is 6.5" x 6.5"
Finished Size 6"

Cutting & Sewing

Light Fabric

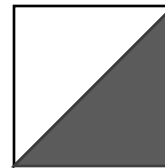
- Cut 2 squares 3" x 3" for HST units
- Cut 4 rectangles 1.5" x 2.5"
- Cut 1 square 2.5" x 2.5"

Dark Fabric

- Cut 2 squares 3" x 3" for HST units
- Cut 4 rectangles 1.5" x 2.5"

Directions

- 1) Sew the dark and light 3" squares Using HST method on next page.
Make 4 units




Join my Online Quilt Community
[Facebook.com/PatSloanQuiltFun](https://www.facebook.com/PatSloanQuiltFun)

Pat Sloan the voice of quilting™
www.patsloan.com

Website PatSloan.com - Articles & Tutorials blog.PatSloan.com
Online Community [Facebook.com/PatSloanQuiltFun](https://www.facebook.com/PatSloanQuiltFun)

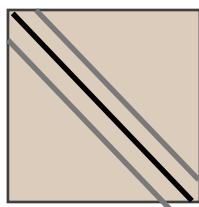
Half Square Triangles Tutorial

NOTE- For other ways to make HST units, see my book
"Pat Sloan's Teach Me to Sew Triangles"



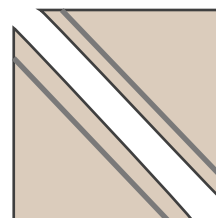
Step 1

- Draw a line on the back of all the light squares




Step 2

- Layer the dark and light square
- Sew a 1/4" seam on both Sides of the drawn line



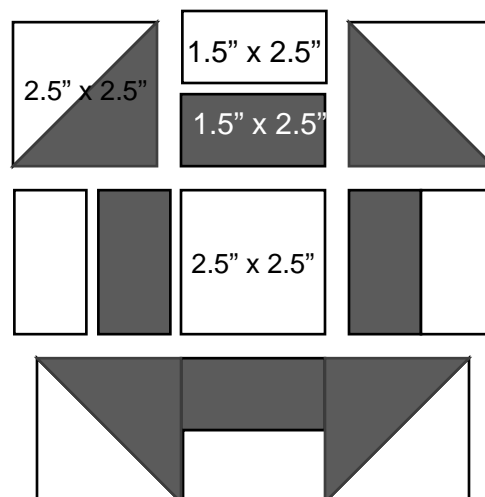
Step 3

Cut on the drawn Line for 2 HST



Step 4

-Trim squares to 2.5" x 2.5" using a square ruler with a diagonal line placed on the Seam.



Step 5

Sew the block
Measures 6.5" x 6.5"

See my Book

"Pat Sloan's Teach Me to Sew Triangles"
For Step by Step photos

Pat Sloan the voice of quilting™
www.patsloan.com

Website PatSloan.com - Articles & Tutorials blog.PatSloan.com
Online Community Facebook.com/PatSloanQuiltFun

I Love to Make Quilts.com


A site for Passionate Quilters
Hosted by Pat Sloan

(Page - 2)

I Love to Make Quilts.com

A site for Passionate Quilters

Hosted by Pat Sloan



Pat Sloan the voice of quilting™
www.patsloan.com

Website PatSloan.com - Articles & Tutorials blog.PatSloan.com

Online Community [Facebook.com/PatSloanQuiltFun](https://www.facebook.com/PatSloanQuiltFun)