

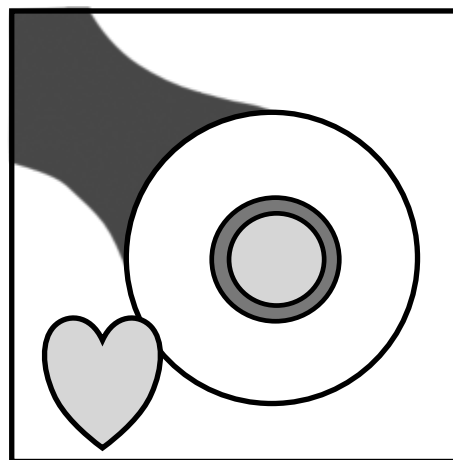
I Love to Make Quilts.com

A site for Passionate Quilters
Hosted by Pat Sloan

Better than sliced bread

by Pat Sloan At Ilovetomakequilts.com

I designed this original block for a quilt to celebrate the 35th anniversary of the Rotary cutter. I was invited to a breakfast where I was lucky enough to see the original Prototype that was brought over from Japan just for this event!



Block is 6.5" x 6.5"
Finished Size 6"

Olfa is my all time favorite rotary cutter. They put a lot of thought into the design and ergonomics with several styles of cutter, all of which I love!

I hope this sewing notion block, it's perfect to add to our other seeing blocks in the Splendid Sampler Book! Visit www.TheSplendidSampler.com to sew from the book with us!

Cutting & Sewing

Background Fabric

- Cut 1 squares 6.5" x 6.5"

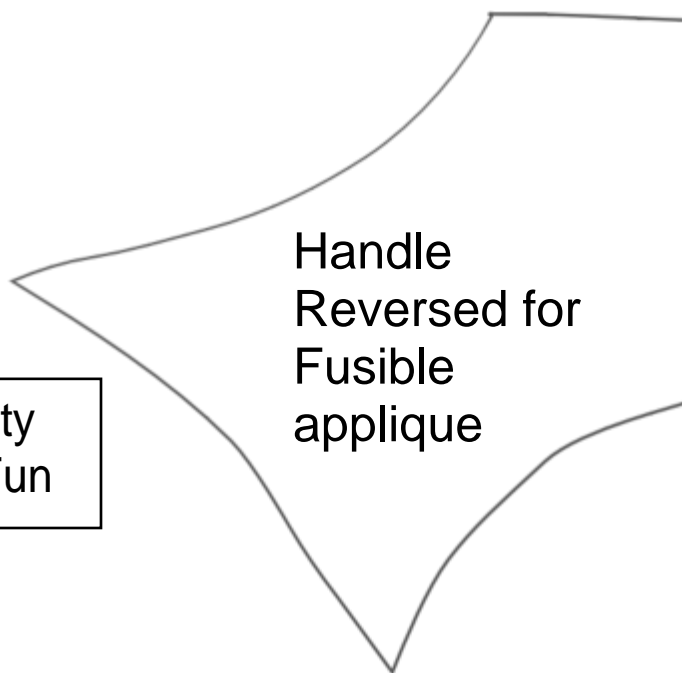
Applique Fabrics

- Cut 1 heart
- Cut 1 Rotary cutter handle
- Cut 1 Blade
- Cut 1 washer
- Cut 1 center

Directions

- Fuse or hand applique placing the handle
Then the blade parts.

On the next page is a full size diagram



Join my Online Quilt Community
[Facebook.com/PatSloanQuiltFun](https://www.facebook.com/PatSloanQuiltFun)

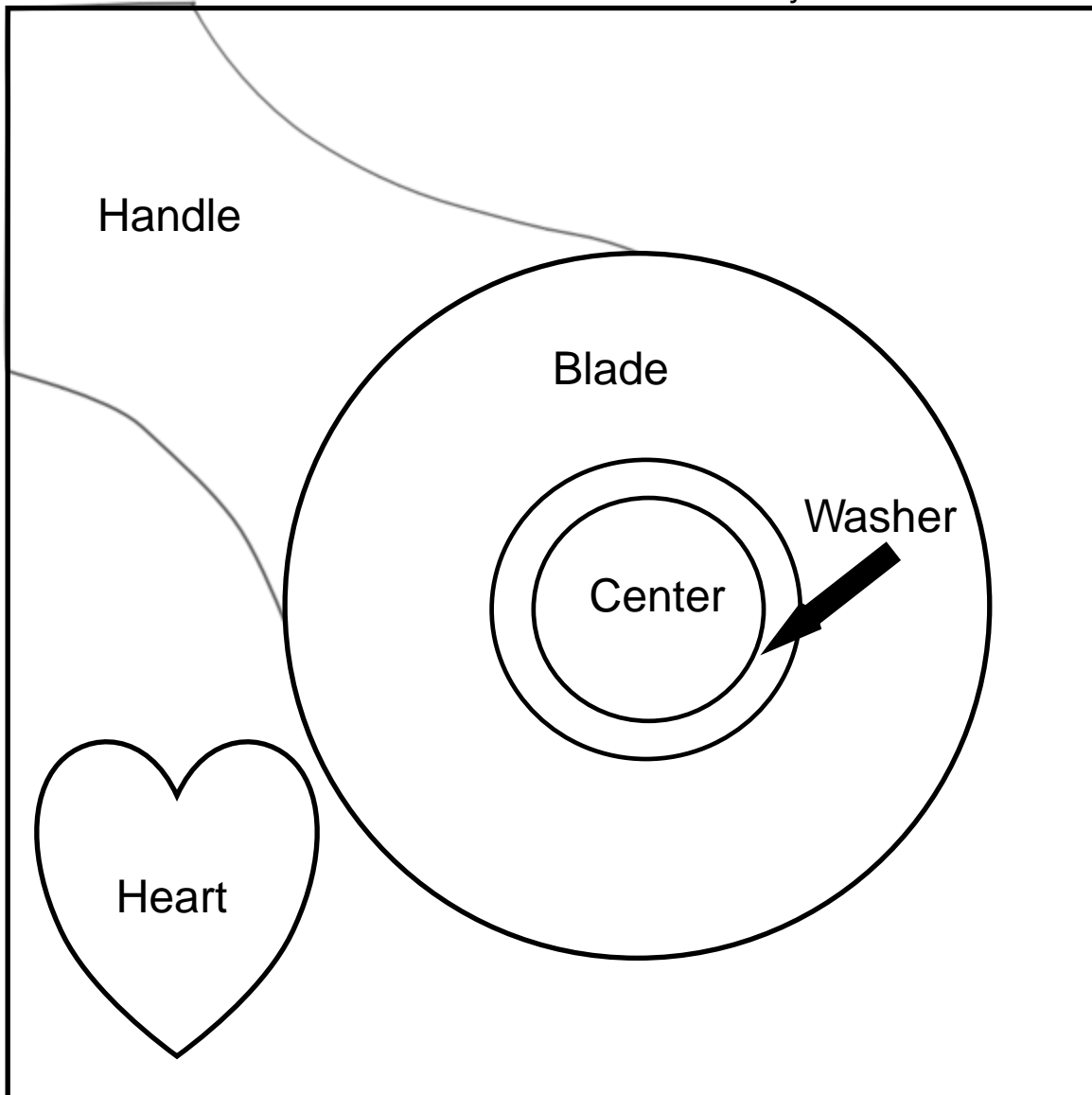
Pat Sloan the voice of quilting™
www.patsloan.com

Website PatSloan.com - Articles & Tutorials blog.PatSloan.com
Online Community [Facebook.com/PatSloanQuiltFun](https://www.facebook.com/PatSloanQuiltFun)

I Love to Make Quilts.com

A site for Passionate Quilters

Hosted by Pat Sloan



See my Book
"Pat Sloan's Teach Me to Applique"
For Step by Step photos

Pat Sloan the voice of quilting™
www.patsloan.com

Website PatSloan.com - Articles & Tutorials blog.PatSloan.com
Online Community Facebook.com/PatSloanQuiltFun