

I Love to Make Quilts.com

A site for Passionate Quilters
Hosted by Pat Sloan

A little Friendship


by Pat Sloan At Ilovetomakequilts.com

A little friendship goes a long way

From helping someone learn a new technique to becoming such great friends you go on vacation together... Once quilters find each other the bond is set.

Quilters love to hang out with other Quilters!

I hope you enjoy my little star of friendship... what about a whole quilt of them.. See the Last page for what that would look like!



Block is 6.5" x 6.5"
Finished Size 6"

Cutting & Sewing

Light Fabric

- Cut 2 squares 3" x 3" for HST units
- Cut 4 squares 2.5" x 2.5"

Medium Fabric

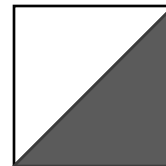
- Cut 1 square 2.5" x 2.5" for HST units

Dark Fabric

- Cut 2 squares 3" x 3" for HST units

Directions

- 1) Sew the dark and light 3" squares Using HST method on next page.
Make 4 units




Join my Online Quilt Community
[Facebook.com/PatSloanQuiltFun](https://www.facebook.com/PatSloanQuiltFun)

Pat Sloan the voice of quilting™
www.patsloan.com

Website PatSloan.com - Articles & Tutorials blog.PatSloan.com
Online Community [Facebook.com/PatSloanQuiltFun](https://www.facebook.com/PatSloanQuiltFun)

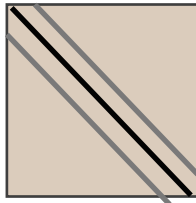
Half Square Triangles Tutorial

NOTE- For other ways to make HST units, see my book
"Pat Sloan's Teach Me to Sew Triangles"



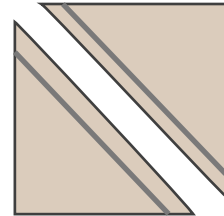
Step 1

- Draw a line on the back of all the light squares




Step 2

- Layer the dark and light square
- Sew a 1/4" seam on both Sides of the drawn line



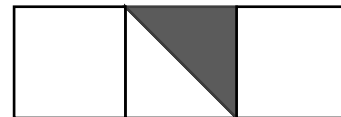
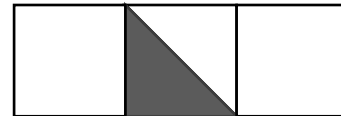
Step 3

Cut on the drawn Line for 2 HST



Step 4

-Trim squares to 2.5" x 2.5"
using a square ruler with a diagonal line placed on the Seam.



Step 5

Sew the block
Measures 6.5" x 6.5"

See my Book

**"Pat Sloan's Teach Me to Sew Triangles"
For Step by Step photos**

Pat Sloan the voice of quilting™
www.patsloan.com

Website PatSloan.com - Articles & Tutorials blog.PatSloan.com
Online Community Facebook.com/PatSloanQuiltFun

I Love to Make Quilts.com


A site for Passionate Quilters
Hosted by Pat Sloan

(Page - 2)

I Love to Make Quilts.com

A site for Passionate Quilters

Hosted by Pat Sloan



Pat Sloan the voice of quilting™
www.patsloan.com

Website PatSloan.com - Articles & Tutorials blog.PatSloan.com

Online Community Facebook.com/PatSloanQuiltFun